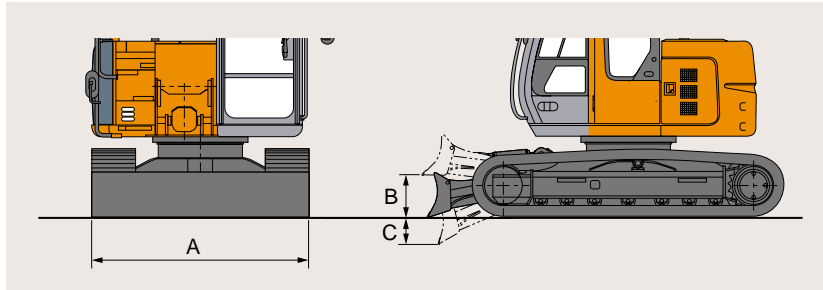


BACKFILL BLADE (DETAIL)

ZAXIS135US



- A Overall width of blade
 - 28" (700 mm) triple semi-grouser8'10" (2 690 mm)
 - 24" (600 mm) triple semi-grouser8'2" (2 490 mm)
 - 20" (500 mm) rubber crawler pad8'2" (2 490 mm)
- B Max. raising height above ground 1'11" (590 mm)
- C Max. lowering depth from ground 1'8" (520 mm)

EQUIPMENT

STANDARD EQUIPMENT

ENGINE

- Meets EPA Tier II non-road emissions regulations
- H/P mode control
- E mode control
- 50 A alternator
- Dry-type air filter with evacuator valve (with safety element)
- Cartridge-type engine oil filter
- Cartridge-type fuel filter
- Radiator and oil cooler with dust protective net
- Radiator reserve tank
- Fan guard
- Isolation-mounted engine
- Auto-idle system
- Auto acceleration system

HYDRAULIC SYSTEM

- Work mode selector
- Engine speed sensing system
- E-P control system
- 225US LC – Power boost
- 225US LC – Auto power lift
- Quick warm-up system for pilot circuit
- Shockless valve in pilot circuit
- Boom-arm reduced drift valve
- Control valve with main relief valve
- Extra auxiliary port for control valve
- Suction filter
- Full-flow filter
- Pilot filter

CAB

- CRES (Corner Reinforced Structure) cab
- All-weather sound-suppressed steel cab
- Tinted (bronze color) glass windows
- 4 fluid-filled elastic mounts
- Upper and lower front windows and left side windows that open
- Intermittent windshield wipers
- Front window washer
- Deluxe reclining suspension cloth seat with armrests and lumbar support
- Footrest
- Transparent tinted overhead hatch with sunshade

- Electric double horn
- 12 V-60 W, 5 amp, cellular phone outlet
- AM-FM stereo with digital clock
- Auto-idle selector
- Seat belt, 2" (50 mm) retractable
- Large cup holder
- Cigar lighter
- Ashtray
- Storage box
- Glove compartment
- Floor mat
- Pilot control shut-off lever
- Emergency engine stop cable
- Auto-control air conditioner with heater

MONITOR SYSTEM

- Meters:
 - Hourmeter and trip-meter, engine coolant temperature gauge and fuel gauge
- Warning lamps:
 - Alternator charge, engine oil pressure, engine overheat, air filter restriction and minimum fuel level
- Pilot lamps:
 - Engine preheat, engine oil level, engine coolant level, hydraulic oil level, work light, auto-idle, auto-acceleration, digging mode and attachment mode
- Alarm buzzers:
 - Engine oil pressure and engine overheat

LIGHTS

- 2 working lights

UPPERSTRUCTURE

- Undercover
- 135US – 8,050 lb (3 650 kg) counterweight
- 225US LC – 16,800 lb (7 600 kg) counterweight
- Fuel level float
- Hydraulic oil level gauge
- Tool box
- Mirror (right & left side)
- Swing parking brake

UNDERCARRIAGE

- Travel parking brake
- Travel motor covers

- Track guards and hydraulic track adjuster
- Bolt-on sprocket
- Reinforced track links with pin seals
- Travel motion alarm device with cancel switch

FRONT ATTACHMENTS

- HN bushing
- WC thermal spraying
- Reinforced resin thrust plate
- Flanged pin
- Bucket clearance adjust mechanism
- Monolithically cast bucket link A
- Centralized lubrication system
- Dust seal on all bucket pins

MISCELLANEOUS

- Lockable fuel filling cap
- Skid-resistant tapes, plates and handrails.
- On-board MIC

OPTIONAL EQUIPMENT

135US

- 8' 3" (2.52 m) arm, 9' 11" (3.01 m) arm
- 20" (500 mm) rubber crawler pads
- 24" (600 mm) triple grouser shoes
- 28" (700 mm) triple grouser shoes
- Backfill blade

225US LC

- 7' 3" (2.22 m) arm, 9' 7" (2.91 m) arm
- 24" (600 mm) rubber crawler pads
- 28" (700 mm) triple grouser shoes
- 32" (800 mm) triple grouser shoes
- Window vandal protection covers
- Auxiliary hydraulic and electric pilot controls
- Hydraulic filter restriction indicator kit
- Auxiliary lines with shutoff valve
- Buckets: ditching, general purpose, general purpose high capacity, heavy-duty, heavy-duty high capacity, truck loading, severe-duty cast lip, severe-duty plate lip, side cutters and teeth
- Hydraulic bucket material clamps
- Hydraulic coupler
- Seat belt, 3" (76 mm) non-retractable
- Alternate pilot control pattern
- Cab circulation fan
- 24- to 12-volt, DC radio converters, 10 amp
- Secondary exit kit-top hatch
- Ripper
- Boom and arm cylinder anti-drift valves
- Lower front window guard
- Tropical door – LH and RH for 225US LC
- Less boom and arm
- Lockable machine covers

HITACHI

Hitachi Construction Products
P.O. Box 8806 • 1515 5th Avenue • Moline, IL 61265

www.hitachiconstruction.com

DKAZX135HT (04-04)

These specifications are subject to change without notice. Illustrations and photos show the standard models, and may not include optional equipment, accessories, and all standard equipment with some differences in color and features.



HITACHI

ZAXIS

135US

225US LC

Rated Engine

- 135US 88 hp (65 kW)
- 225US LC 147 hp (108 kW)

Operating Weight

- 135US 30,440 lbs (13 800 kg)
- 225US LC 53,200 lbs (24 132 kg)

Bucket Capacity

- 135US
- 0.35 - 1.15 yd³
- (0.27 - 0.88 m³)

225US LC

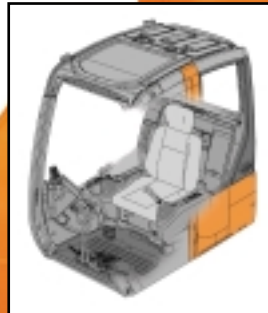
- 0.59 - 1.60 yd³
- (0.45 - 1.22 m³)

SMARTER and FASTER

Smarter, faster, more productive, more compact, and more efficient—the versatile ultra-short Hitachi Zaxis 135US and Zaxis 225US LC are hard at work all over the world. Boasting a cleaner yet more powerful engine and a host of new items as well as significant refinements, Zaxis is the next generation in excavator development.

Safety, Comfort, and Convenience

The operator's compartment is designed for both comfort and operating efficiency.



High-Power Engine

The Zaxis 135US is equipped with the Isuzu CC-4BG1TC which generates

- 88 hp @ 2,150 rpm (65 kW/min⁻¹)
- 253 lbf•ft max. torque @ 1,600 rpm (35 kgf•m/min⁻¹)

and meets EPA Tier II non-road emission regulations.

The Zaxis 225US LC is equipped with the Isuzu AA-6BG1T which generates

- 147 hp @ 2,100 rpm (108 kW/min⁻¹)
- 405 lbf•ft max. torque @ 1,600 rpm (56 kgf•m/min⁻¹)

and meets EPA Tier II non-road emission regulations.

Multi-function Operations

The Zaxis 135US and 225US LC continue the Hitachi tradition of smooth, multi-functioning excavators. Executing combined operations such as simultaneous swinging and traveling are easy with Zaxis.



Durable

Extensive steps have been taken to improve basic performance and overall durability.

Rigid Undercarriage

The overall rigidity of the entire undercarriage has been strengthened for increased durability.



Machine Information Center

The Machine Information Center captures and stores vital machine performance data such as engine speeds, hydraulic temperatures, pump pressures, alarms and faults, hours of operation, and more. The data is downloadable through a Palm™ Pilot and is transferred to your PC. Special PC software interprets the data and generates valuable machine performance reports and graphs highlighting machine utilization, performance history, and more to help users improve productivity and profit.



THE ZAXIS ADVANTAGE

Higher Productivity

Zaxis uses the latest technologies to achieve lower total operational costs while boosting productivity. The Isuzu engine provides an excellent balance of power and fuel efficiency.

Cab Safety

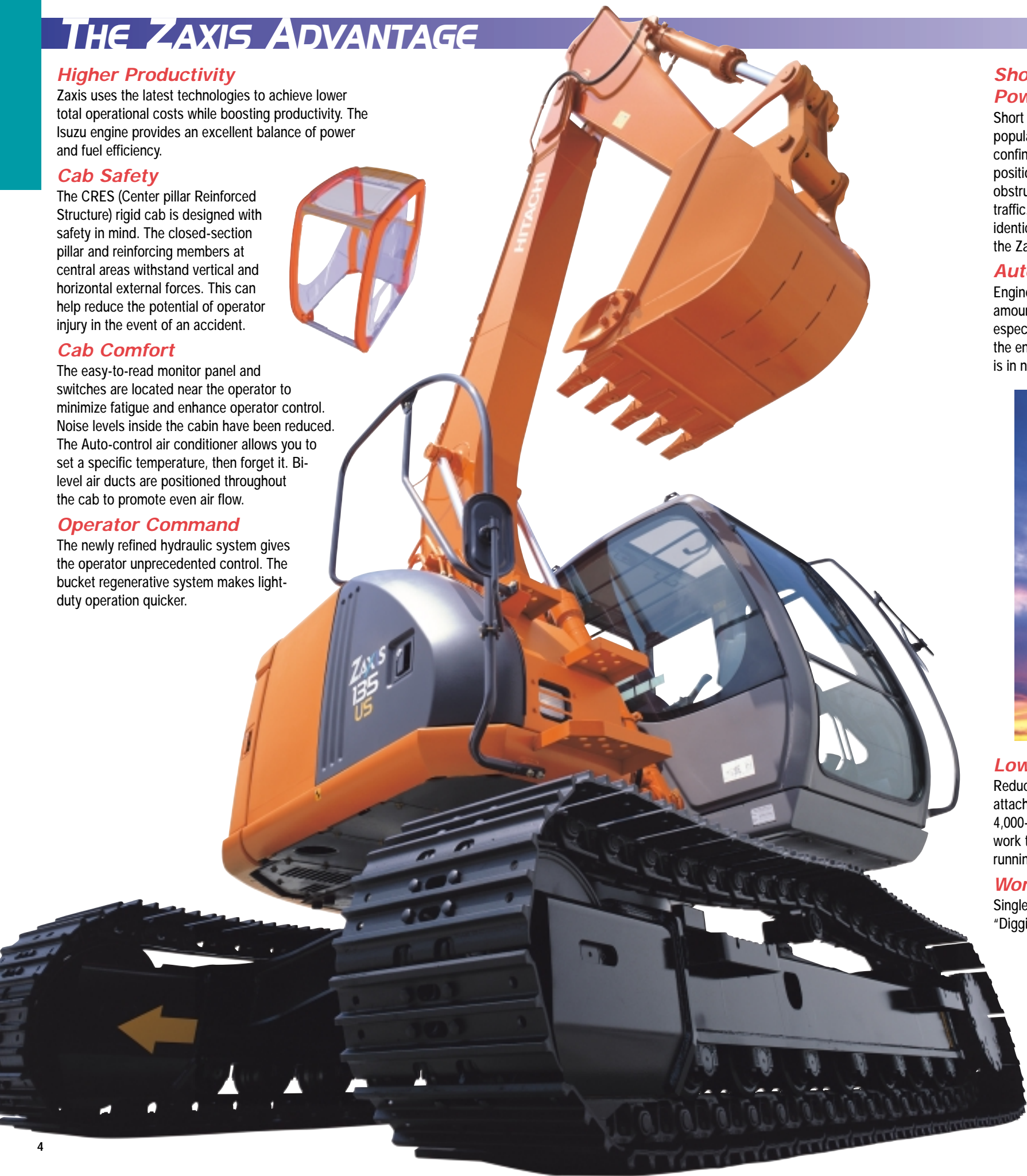
The CRES (Center pillar Reinforced Structure) rigid cab is designed with safety in mind. The closed-section pillar and reinforcing members at central areas withstand vertical and horizontal external forces. This can help reduce the potential of operator injury in the event of an accident.

Cab Comfort

The easy-to-read monitor panel and switches are located near the operator to minimize fatigue and enhance operator control. Noise levels inside the cabin have been reduced. The Auto-control air conditioner allows you to set a specific temperature, then forget it. Bi-level air ducts are positioned throughout the cab to promote even air flow.

Operator Command

The newly refined hydraulic system gives the operator unprecedented control. The bucket regenerative system makes light-duty operation quicker.



Shorter Size, More Powerful Performance

Short tail-swing excavators are gaining popularity. Their ability to work in confined areas means they are easily positioned to work closer to buildings, obstructions, even in a single lane of traffic. Performance is virtually identical to their counterparts – the Zaxis 120 and the Zaxis 200LC.



Auto Acceleration and Auto Idle

Engine speed is automatically controlled in response to the amount of lever operation. This helps reduce fuel consumption, especially during light-load work. The Auto-idle control reduces the engine speed automatically to save energy when the lever is in neutral.



Easy-to-read monitor panel.



A low-noise muffler and the Isuzu Tier II emissions control engine ensure a quieter, more environmentally friendly excavator. Plastic parts are labeled for easy recycling. Wiring is lead-free.

Cab design both guards the operator and contributes to efficient operation through its comfortable, ergonomic layout and its CRES design.

Lower Operating Costs

Reduced fuel consumption, a strengthened main frame, front attachment, and undercarriage, longer lubrication intervals, 4,000-hour hydraulic oil and 1,000-hour hydraulic oil filters all work together to extend the durability of Zaxis while reducing running and repair costs.

Work Mode

Single mode simplifies excavating operations. Select the "Digging" mode for smooth and speedy front operations.

The powerful engine and hydraulic system work together to bring the maximum amount of excavating forces to the toughest of job sites.



SPEC SUMMARY

ENGINE

Model
 135USIsuzu CC-4BG1TC
 225US LCIsuzu AA-6BG1T
 Type4-cycle water-cooled, direct injection
 AspirationTurbocharged, intercooled
 No. of cylinders
 135US4
 225US LC6
 Rated power SAE J1349, net
 135US
 H/P mode88 hp (65 kW) @ 2,150 rpm (min⁻¹)
 P mode84 hp (62 kW) @ 1,950 rpm (min⁻¹)
 225US LC
 H/P mode147 hp (108 kW) @ 2,100 rpm (min⁻¹)
 P mode137 hp (101 kW) @ 1,900 rpm (min⁻¹)
 Maximum torque
 135US253 lbf•ft (35 kgf•m) @ 1,600 rpm (min⁻¹)
 225US LC405 lbf•ft (56 kgf•m) @ 1,600 rpm (min⁻¹)
 Piston Displacement
 135US264 in³ (4.329 L)
 225US LC396 in³ (6.494 L)
 Bore and stroke4.13" x 4.92" (105 mm x 125 mm)
 Batteries
 135US2 x 12 V, 55 AH
 225US LC2 x 12 V, 97 AH
 GovernorMechanical speed control with stepping motor

HYDRAULIC SYSTEM

Work mode selector allows operator to choose between Digging mode or Attachment mode
 Engine speed sensing system.
 Main pumps2 variable displacement axial piston pumps
 Maximum oil flow
 135US2 x 27.7 US gpm (2 x 105 L/min, 23.1 Imp gpm)
 225US LC2 x 51.3 US gpm (2 x 194 L/min, 42.7 Imp gpm)
 Pilot pump1 gear pump
 Maximum oil flow
 135US8.7 US gpm (33 L/min, 7.3 Imp gpm)
 225US LC8.5 US gpm (32 L/min, 7.0 Imp gpm)

Hydraulic Motors

Travel2 variable displacement axial piston motors
 Swing1 axial piston motor

Relief Valve Settings

Implement circuit4,980 psi (350 kgf/cm²)
 Swing circuit
 135US4,690 psi (330 kgf/cm²)
 225US LC4,410 psi (310 kgf/cm²)
 Travel circuit4,980 psi (350 kgf/cm²)
 Pilot circuit570 psi (40 kgf/cm²)
 225US LC Power boost5,260 psi (370 kgf/cm²)



Hydraulic Cylinders

High-strength piston rods and tubes. Cylinder cushion mechanisms provided in boom and arm cylinders to absorb shock at stroke ends.

Dimensions:

	Qty.	Bore	Rod Diameter
Boom	135US	2 4.13" (105 mm)	2.76" (70 mm)
	225US LC	2 4.72" (120 mm)	3.35" (85 mm)
Arm	135US	1 4.53" (115 mm)	3.15" (80 mm)
	225US LC	1 5.31" (135 mm)	3.74" (95 mm)
Bucket	135US	1 3.94" (100 mm)	2.76" (70 mm)
	225US LC	1 4.53" (115 mm)	3.15" (80 mm)

Hydraulic Filters

Hydraulic circuits use high-quality hydraulic filters. A suction filter is incorporated in the suction line, and full-flow filters in the return line and swing/travel motor drain lines.

UPPERSTRUCTURE

Revolving Frame

Welded sturdy box construction, using heavy-gauge steel plates for ruggedness. D-section frame for resistance to deformation.

Swing Mechanism

Axial piston motor with planetary reduction gear is bathed in oil. Swing circle is single-row, shear-type ball bearing with induction-hardened internal gear. Internal gear and pinion gear are immersed in lubricant. Swing parking brake is spring-set/hydraulic-released disc type.

Swing speed

135US13.7 rpm (min⁻¹)
 225US LC13.3 rpm (min⁻¹)

Swing torque

135US24,387 lb•ft (3 373 kgf•m)
 225US LC43,218 lb•ft (5 977 kgf•m)

Operator's Cab

Independent roomy cab 40" (1 005 mm) wide by 66" (1 675 mm) high, conforming to ISO Standards. Reinforced glass windows on 4 sides for visibility. Front windows (upper and lower) can be opened. Adjustable, reclining seat with armrests.

CONTROLS

Pilot Controls

Hitachi's original shockless valve and quick warm-up system built in the pilot circuit. Hydraulic warm-up control system for engine and hydraulic oil.

Implement levers2
 Travel levers with pedals2

UNDERCARRIAGE

Tracks

Tractor-type undercarriage. Lubricated track rollers, idlers, and sprockets with floating seals. Track shoes with triple grousers made of induction-hardened rolled alloy. Heat-treated connecting pins with dirt seals. Hydraulic (grease) track adjusters with shock-absorbing recoil springs.

Number of Rollers and Shoes on Each Side, standard N.A. model

Upper rollers
 135US1
 225US LC2
 Lower rollers
 135US7
 225US LC8
 Track shoes
 135US44
 225US LC49

SPEC SUMMARY

Traction Device

Each track driven by 2-speed axial piston motor through planetary reduction gear for counter-rotation of the tracks. Sprockets are replaceable. Parking brake is spring-set/hydraulic-released disc type. Travel shockless relief valve built in travel motor absorbs shocks when stopping travel.

Automatic transmission system: High-Low.

Travel speed 135US High: 0-3.1 mph (5.0 km/h)
 225US LC High: 0-3.3 mph (5.3 km/h)
 135US Low: 0-1.9 mph (3.0 km/h)
 225US LC Low: 0-2.1 mph (3.3 km/h)

Maximum traction force

135US26,300 lbf (11 900 kgf)
 225US LC45,000 lbf (20 400 kgf)

Gradeability35° (70%) continuous

SERVICE REFILL CAPACITIES

		US gal	Liters	Imp gal
Fuel tank	135US	53.0	201.0	44.2
	225US LC	71.3	270.0	59.4
Engine coolant	135US	3.8	14.4	3.2
	225US LC	4.5	17.0	3.7
Engine oil	135US	3.5	13.2	2.9
	225US LC	5.6	21.2	4.7
Swing gearbox	135US	0.6	2.3	0.5
	225US LC	1.3	4.9	1.1
Travel gearbox (each side)	135US	1.0	3.8	0.8
	225US LC	1.4	5.3	1.2
Hydraulic system	135US	31.7	120.0	26.4
	225US LC	52.8	200.0	44.0
Hydraulic tank	135US	19.0	71.9	15.9
	225US LC	37.0	140.0	30.8



WEIGHTS/GROUND PRESSURE

Standard North America backhoe model Zaxis 135US:
 15' 1" (4.60 m) boom, 9' 11" (3.01 m) arm and 0.82 yd³ (0.63 m³) PCSA heaped bucket, 28" (700 mm) shoes.

Weight:30,440 lb (13 800 kg)
 Other models include 24" (600 mm) and triple grouser shoes and 20" (500 mm) rubber crawler pads.

Weight with blade 32,720 lb (14 864 kg).
 Standard North America backhoe model Zaxis 225US LC:
 18' 8" (5.68 m) boom, 9' 7" (2.91 m) arm and 1.12 yd³ (0.86 m³) PCSA heaped bucket, 31" (800 mm) shoes.

Weight:53,440 lb (24 240 kg)
 Other models include 28" (700 mm) triple grouser shoes and 24" (600 mm) rubber crawler pads.

BACKHOE ATTACHMENTS

Boom and arms are of welded, box-section design.
 135US

15' 1" (4.60 m) boom, and 8' 3" (2.52 m) and 9' 11" (3.01 m) arms are available.

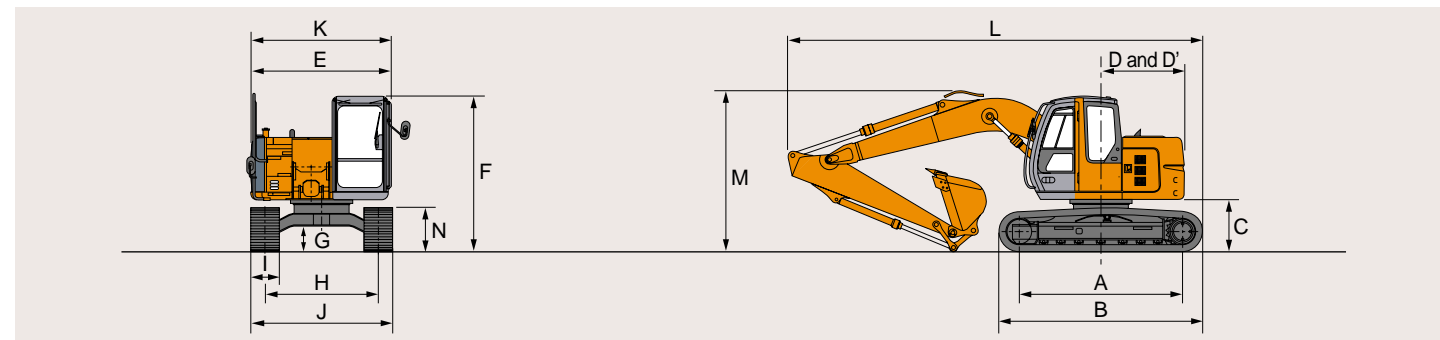
225US LC

18' 8" (5.68 m) boom, and 7' 3" (2.22 m) and 9' 7" (2.91 m) arms are available.

Bucket is of welded steel structure. Side clearance adjust mechanism provided on the bucket joint bracket.

DIMENSIONS / WORKING RANGES

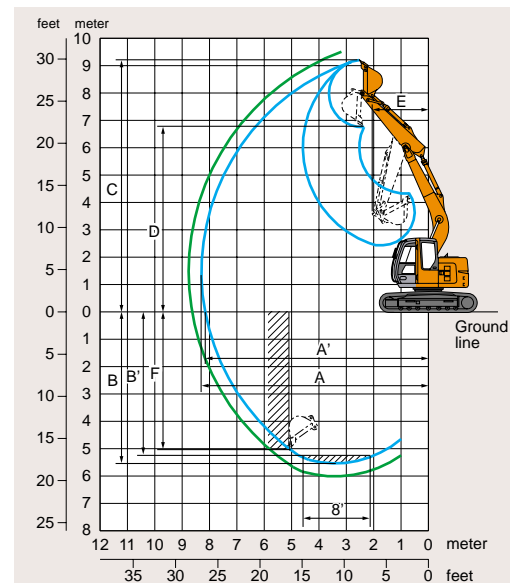
ZAXIS135US



Unit: ft in (mm)

		ZAXIS135US		
A	Distance between tumbler	9'5" (2 880)		
B	Undercarriage length	11'9" (3 580)		
*C	Counterweight clearance	2'11" (890)		
D	Rear-end swing radius	4'10" (1 465)		
D'	Rear-end length	4'10" (1 465)		
E	Overall width of upperstructure	8'1" (2 470)		
F	Overall height of cab	9'0" (2 740)		
*G	Min. ground clearance	1'5" (440)		
H	Track gauge	6'6" (1 990)		
I	Track shoe width	R 20" (500)	G 24" (600)	G 28" (700)
J	Undercarriage width	8'2" (2 490)		
K	Overall width	8'2" (2 490)		
L	Overall length			
	With 8'3" (2.52 m) arm	23'11" (7 290)		
	With 9'11" (3.01 m) arm	24'0" (7 310)		
M	Overall height of boom			
	With 8'3" (2.52 m) arm	9'4" (2 840)		
	With 9'11" (3.01 m) arm	9'4" (2 840)		
N	Track height			
	With triple grouser shoes	2'7" (790)		

* Excluding track shoe lug. G: Triple grouser shoe R: Rubber crawler pad



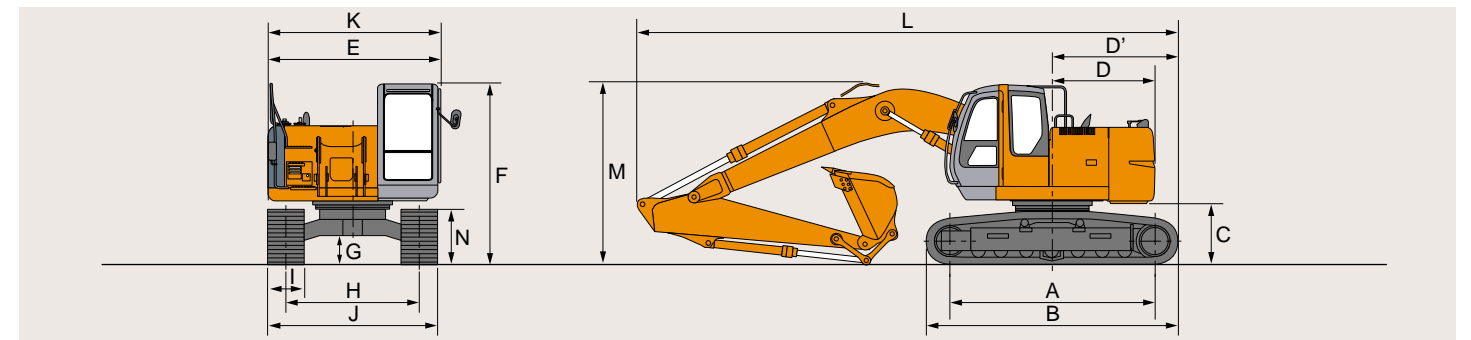
		ZAXIS135US	
Arm length		8'3" (2.52 m)	9'11" (3.01 m)
A	Max. digging reach	27'3" (8 300)	28'9" (8 760)
A'	Max. digging reach (on ground)	26'9" (8 160)	28'4" (8 640)
B	Max. digging depth	18'2" (5 530)	19'9" (6 020)
B'	Max. digging depth (8' level)	17'5" (5 320)	19'2" (5 840)
C	Max. cutting height	30'3" (9 220)	31'6" (9 610)
D	Max. dumping height	22'2" (6 760)	23'5" (7 150)
E	Min. swing radius	6'9" (2 060)	7'10" (2 400)
F	Max. vertical wall	16'4" (4 970)	17'11" (5 460)
Bucket digging force	SAE : PCSA	19,400 lbf (8 800 kgf)	
Arm crowd force	SAE : PCSA	14,100 lbf (6 400 kgf)	12,800 lbf (5 800 kgf)

Excluding track shoe lug

Unit: ft in (mm)

DIMENSIONS / WORKING RANGES

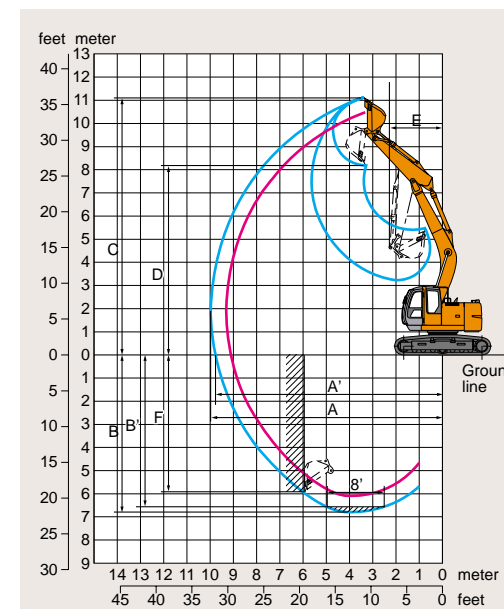
ZAXIS225US LC



Unit: ft in (mm)

		ZAXIS225USLC		
A	Distance between tumbler	12'0" (3 660)		
B	Undercarriage length	14'8" (4 460)		
*C	Counterweight clearance	3'4" (1 005)		
D	Rear-end swing radius	5'6" (1 680)		
D'	Rear-end length	5'6" (1 680)		
E	Overall width of upperstructure	9'3" (2 810)		
F	Overall height of cab	9'8" (2 950)		
*G	Min. ground clearance	1'6" (450)		
H	Track gauge	7'10" (2 390)		
I	Track shoe width	R 24" (600)	G 28" (700)	G 31" (800)
J	Undercarriage width	9'10" (2 990)		
K	Overall width	9'10" (2 990)		
L	Overall length			
	With 7'3" (2.22 m) arm	30'1" (9 180)		
	With 9'7" (2.91 m) arm	29'9" (9 060)		
M	Overall height of boom			
	With 7'3" (2.22 m) arm	10'4" (3 160)		
	With 9'7" (2.91 m) arm	9'10" (2 990)		
N	Track height			
	With triple grouser shoes	3'0" (920)		

* Excluding track shoe lug. G: Triple grouser shoe R: Rubber crawler pad



		ZAXIS225US LC	
Arm length		7'3" (2.22 m)	9'7" (2.91 m)
A	Max. digging reach	30'8" (9 350)	32'10" (10 010)
A'	Max. digging reach (on ground)	30'0" (9 140)	32'2" (9 810)
B	Max. digging depth	20'0" (6 100)	22'3" (6 790)
B'	Max. digging depth (8' level)	19'1" (5 820)	21'7" (6 570)
C	Max. cutting height	34'7" (10 550)	36'5" (11 100)
D	Max. dumping height	25'1" (7 640)	26'10" (8 190)
E	Min. swing radius	8'6" (2 590)	7'7" (2 300)
F	Max. vertical wall	16'5" (5 000)	19'5" (5 920)
Bucket digging force**	SAE : PCSA	29,100 lbf (13 200 kgf)	
Arm crowd force**	SAE : PCSA	29,500 lbf (13 400 kgf)	22,900 lbf (10 400 kgf)

Excluding track shoe lug ** At power boost

Unit: ft in (mm)

BACKHOE BUCKETS

ZAXIS135US

A full line of buckets is offered to meet a wide variety of applications. Tooth selection includes either the John Deere Fanggs® tooth or Tiger, Twin Tiger, Flare, or Star tooth. Replaceable cutting edges are available through Hitachi parts. Optional side cutters add 6" (150 mm) to bucket widths.

Type Bucket	Bucket Width		Bucket Capacity*		Weight		Bucket Dig Force		Arm Dig Force 8 ft. 3 in. (2.52 m)		Arm Dig Force 9 ft. 11 in. (3.01 m)		Bucket Tip Radius		No. Teeth
	in.	mm	cu. yd.	m³	lb.	kg	lb.	kN	lb.	kN	lb.	kN	in.	mm	
General-Purpose Plate Lip	18	460	0.35	0.27	727	330	19,400	86.3	14,100	63	12,800	57	48.5	1230	3
	24	610	0.50	0.38	891	404	19,400	86.3	14,100	63	12,800	57	48.5	1230	4
	30	760	0.66	0.50	996	452	19,400	86.3	14,100	63	12,800	57	48.5	1230	4
	36	915	0.82	0.63	1,040	472	19,400	86.3	14,100	63	12,800	57	48.5	1230	5
	42	1065	0.98	0.75	1,239	562	19,400	86.3	14,100	63	12,800	57	48.5	1230	5
	48	1220	1.15	0.88	1,493	672	19,400	86.3	14,100	63	12,800	57	48.5	1230	6
Heavy-Duty Plate Lip	18	460	0.35	0.27	829	376	19,400	86.3	14,100	63	12,800	57	48.5	1230	3
	24	610	0.50	0.38	931	422	19,400	86.3	14,100	63	12,800	57	48.5	1230	4
	30	760	0.66	0.50	1,093	496	19,400	86.3	14,100	63	12,800	57	48.5	1230	4
	36	915	0.82	0.63	1,275	578	19,400	86.3	14,100	63	12,800	57	48.5	1230	5
	42	1065	0.98	0.75	1,359	616	19,400	86.3	14,100	63	12,800	57	48.5	1230	5
	48	1220	1.15	0.88	1,564	709	19,400	86.3	14,100	63	12,800	57	48.5	1230	6
Ditching	48	1220	0.67	0.51	810	367	25,430	113.1	15,292	68	13,760	61.2	37.0	940	0
	60	1525	0.90	0.69	951	432	25,430	113.1	15,292	68	13,760	61.2	37.0	940	0
	72	1829	1.06	0.81	1,069	485	25,430	113.1	15,292	68	13,760	61.2	37.0	940	0

*All capacities are SAE heaped ratings.



BACKHOE BUCKETS

ZAXIS225US LC

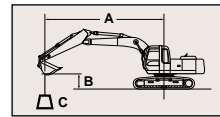
A full line of buckets is offered to meet a wide variety of applications. Tooth selection includes either the John Deere Fanggs® tooth or Tiger, Twin Tiger, Flare, or Star tooth. Replaceable cutting edges are available through Hitachi parts. Digging Forces are with Power Boost. Optional side cutters add 6" (150 mm) to bucket widths.

Type Bucket	Bucket Width		Bucket Capacity*		Weight		Bucket Dig Force		Arm Dig Force 7 ft. 3 in. (2.22 m)		Arm Dig Force 9 ft. 7 in. (2.91 m)		Bucket Tip Radius		No. Teeth
	in.	mm	cu. yd.	m³	lb.	kg	lb.	kN	lb.	kN	lb.	kN	in.	mm	
General-Purpose Plate Lip	24	610	0.59	0.45	1,106	502	30,410	135.3	29,946	133.2	23,250	103.4	55.5	1410	4
	30	760	0.77	0.59	1,182	536	30,410	135.3	29,946	133.2	23,250	103.4	55.5	1410	4
	36	915	0.95	0.73	1,401	635	30,410	135.3	29,946	133.2	23,250	103.4	55.5	1410	5
	42	1065	1.12	0.86	1,590	721	30,410	135.3	29,946	133.2	23,250	103.4	55.5	1410	5
	48	1220	1.30	0.99	1,673	759	30,410	135.3	29,946	133.2	23,250	103.4	55.5	1410	6
	General-Purpose High Capacity	30	760	0.95	0.73	1,391	631	29,348	130.5	29,531	131.4	22,979	102.2	57.5	1461
Heavy-Duty Plate Lip	36	915	1.16	0.89	1,451	658	29,348	130.5	29,531	131.4	22,979	102.2	57.5	1461	5
	42	1065	1.38	1.06	1,596	724	29,348	130.5	29,531	131.4	22,979	102.2	57.5	1461	5
	48	1220	1.60	1.22	1,785	809	29,348	130.5	29,531	131.4	22,979	102.2	57.5	1461	6
	Severe-Duty Cast Lip	24	610	0.59	0.45	1,358	616	30,410	135.3	29,946	133.2	23,250	103.4	55.5	1410
Heavy-Duty High Capacity	30	760	0.77	0.59	1,447	656	30,410	135.3	29,946	133.2	23,250	103.4	55.5	1410	4
	36	915	0.95	0.73	1,567	711	30,410	135.3	29,946	133.2	23,250	103.4	55.5	1410	5
	42	1065	1.12	0.86	1,676	760	30,410	135.3	29,946	133.2	23,250	103.4	55.5	1410	5
	48	1220	1.30	0.99	1,759	798	30,410	135.3	29,946	133.2	23,250	103.4	55.5	1410	6
Severe-Duty Plate Lip	24	610	0.73	0.56	1,401	635	29,348	130.5	29,531	131.4	22,979	102.2	57.5	1461	4
	30	760	0.95	0.73	1,528	693	29,348	130.5	29,531	131.4	22,979	102.2	57.5	1461	4
	36	915	1.16	0.89	1,629	739	29,348	130.5	29,531	131.4	22,979	102.2	57.5	1461	5
	42	1065	1.38	1.06	1,701	771	29,348	130.5	29,531	131.4	22,979	102.2	57.5	1461	5
Ditching	24	610	0.59	0.45	1,439	653	30,410	135.3	29,946	133.2	23,250	103.4	55.5	1410	3
	30	760	0.77	0.59	1,551	703	30,410	135.3	29,946	133.2	23,250	103.4	55.5	1410	4
	36	915	0.95	0.73	1,629	739	30,410	135.3	29,946	133.2	23,250	103.4	55.5	1410	4
Ditching	60	1500	0.90	0.69	1,121	508	45,615	202.9	34,400	153.0	24,881	110.7	37.0	940	0
	72	1800	1.06	0.81	1,244	564	45,615	202.9	34,400	153.0	24,881	110.7	37.0	940	0

*All capacities are SAE heaped ratings.

LIFTING CAPACITIES

- Notes: 1. Ratings are based on SAE J1097.
 2. Lifting capacity of the ZAXIS Series does not exceed 75% of tipping load with the machine on firm, level ground or 87% full hydraulic capacity.
 3. The load point is a hook (not standard equipment) located on the back of the bucket.
 4. *Indicates load limited by hydraulic capacity.



A: Load radius
B: Load point height
C: Lifting capacity

ZAXIS135US

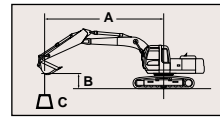
Rating over-side or 360 degrees Rating over-front

Unit: lb (kg)

Conditions	Load point height	Load radius											
		5 ft. (1.52 m)		10 ft. (3.05 m)		15 ft. (4.57 m)		20 ft. (6.10 m)		25 ft. (7.62 m)			
Blade on ground	20 ft (6.1 m)					*5,191 (2 355)	*5,191 (2 355)	*3,521 (1 597)	*3,521 (1 597)				
Boom: 15' 1" (4.6 m)	15 ft (4.6 m)					*5,383 (2 442)	*5,383 (2 442)	4,588 (2 081)	*5,636 (2 556)				
Arm: 9' 11" (3.01 m)	10 ft (3.0 m)			*5,583 (2 532)	*5,583 (2 532)	*6,750 (3 062)	*6,750 (3 062)	4,426 (2 008)	*6,212 (2 818)	2,843 (1 290)	*3,608 (1 637)		
Shoes: 24" (600 mm)	5 ft (1.5 m)					6,712 (3 045)	*9,227 (4 185)	4,166 (1 890)	*7,192 (3 262)	2,754 (1 249)	*5,204 (2 361)		
	0 ft (Ground)			11,542 (5 235)	*12,068 (5 474)	6,173 (2 800)	*11,128 (5 048)	3,914 (1 775)	*8,068 (3 660)	2,650 (1 202)	*5,531 (2 509)		
	-5 ft (-1.5 m)	*6,643 (3 013)	*6,643 (3 013)	11,267 (5 111)	*16,441 (7 458)	5,897 (2 675)	*11,713 (5 313)	3,758 (1 705)	*8,352 (3 788)				
	-10 ft (-3.0 m)	*14,342 (6 506)	*14,342 (6 506)	11,367 (5 156)	*15,923 (7 223)	5,866 (2 661)	*10,788 (4 893)	3,750 (1 701)	*7,506 (3 405)				
	-15 ft (-4.6 m)			*11,285 (5 119)	*11,285 (5 119)	6,082 (2 759)	*7,649 (3 470)						
Without Blade	20 ft (6.1 m)					*5,191 (2 355)	*5,191 (2 355)	*3,521 (1 597)	*3,521 (1 597)				
Boom: 15' 1" (4.6 m)	15 ft (4.6 m)					*5,383 (2 442)	*5,383 (2 442)	4,325 (1 962)	*5,636 (2 556)				
Arm: 9' 11" (3.01 m)	10 ft (3.0 m)			*5,583 (2 532)	*5,583 (2 532)	*6,750 (3 062)	*6,750 (3 062)	4,163 (1 888)	*6,212 (2 818)	2,641 (1 198)	*3,608 (1 637)		
Shoes: 24" (600 mm)	5 ft (1.5 m)					6,334 (2 873)	*9,227 (4 185)	3,903 (1 770)	6,124 (2 778)	2,552 (1 158)	4,145 (1 880)		
	0 ft (Ground)			10,874 (4 932)	*12,068 (5 474)	6,796 (3 083)	9,318 (4 227)	3,651 (1 656)	*5,862 (2 659)	2,448 (1 110)	4,035 (1 830)		
	-5 ft (-1.5 m)	*6,643 (3 013)	*6,643 (3 013)	10,600 (4 808)	*16,441 (7 458)	5,520 (2 504)	9,010 (4 087)	3,495 (1 585)	5,683 (2 578)				
	-10 ft (-3.0 m)	*14,342 (6 506)	*14,342 (6 506)	10,699 (4 853)	*15,923 (7 223)	5,488 (2 489)	8,975 (4 071)	3,487 (1 582)	5,675 (2 574)				
	-15 ft (-4.6 m)			11,087 (5 029)	*11,285 (5 119)	5,705 (2 588)	*7,649 (3 470)						
Blade on ground	20 ft (6.1 m)					*5,191 (2 355)	*5,191 (2 355)	*3,521 (1 597)	*3,521 (1 597)				
Boom: 15' 1" (4.6 m)	15 ft (4.6 m)					*5,383 (2 442)	*5,383 (2 442)	4,653 (2 111)	*5,636 (2 556)				
Arm: 9' 11" (3.01 m)	10 ft (3.0 m)			*5,583 (2 532)	*5,583 (2 532)	*6,750 (3 062)	*6,750 (3 062)	4,492 (2 038)	*6,212 (2 818)	2,893 (1 312)	*3,608 (1 637)		
Shoes: 28" (700 mm)	5 ft (1.5 m)					6,805 (3 087)	*9,227 (4 185)	4,232 (1 920)	*7,192 (3 262)	2,804 (1 272)	*5,204 (2 361)		
	0 ft (Ground)			11,708 (5 311)	*12,068 (5 474)	6,267 (2 843)	*11,128 (5 048)	3,980 (1 805)	*8,068 (3 660)	2,700 (1 225)	*5,531 (2 509)		
	-5 ft (-1.5 m)	*6,643 (3 013)	*6,643 (3 013)	11,433 (5 186)	*16,441 (7 458)	5,991 (2 718)	*11,713 (5 313)	3,824 (1 735)	*8,352 (3 788)				
	-10 ft (-3.0 m)	*14,342 (6 506)	*14,342 (6 506)	11,533 (5 231)	*15,923 (7 223)	5,960 (2 703)	*10,788 (4 893)	3,816 (1 731)	*7,506 (3 405)				
	-15 ft (-4.6 m)			*11,285 (5 119)	*11,285 (5 119)	6,176 (2 801)	*7,649 (3 470)						
Without Blade	20 ft (6.1 m)					*5,191 (2 355)	*5,191 (2 355)	*3,521 (1 597)	*3,521 (1 597)				
Boom: 15' 1" (4.6 m)	15 ft (4.6 m)					*5,383 (2 442)	*5,383 (2 442)	4,291 (1 946)	*5,636 (2 556)				
Arm: 9' 11" (3.01 m)	10 ft (3.0 m)			*5,583 (2 532)	*5,583 (2 532)	*6,750 (3 062)	*6,750 (3 062)	4,130 (1 873)	*6,212 (2 818)	2,615 (1 186)	*3,608 (1 637)		
Shoes: 28" (700 mm)	5 ft (1.5 m)					6,286 (2 851)	*9,227 (4 185)	3,869 (1 755)	6,102 (2 768)	2,526 (1 146)	4,128 (1 872)		
	0 ft (Ground)			10,788 (4 893)	*12,068 (5 474)	5,747 (2 607)	9,286 (4 212)	3,617 (1 641)	5,830 (2 644)	2,422 (1 099)	4,018 (1 823)		
	-5 ft (-1.5 m)	*6,643 (3 013)	*6,643 (3 013)	10,514 (4 769)	*16,441 (7 458)	5,472 (2 482)	8,977 (4 072)	3,461 (1 570)	5,661 (2 568)				
	-10 ft (-3.0 m)	*14,342 (6 506)	*14,342 (6 506)	10,613 (4 814)	*15,923 (7 223)	5,440 (2 468)	8,942 (4 056)	3,453 (1 566)	5,653 (2 564)				
	-15 ft (-4.6 m)			11,001 (4 990)	*11,285 (5 119)	5,656 (2 566)	*7,649 (3 470)						
Blade on ground	20 ft (6.1 m)					*6,293 (2 855)	*6,293 (2 855)						
Boom: 15' 1" (4.6 m)	15 ft (4.6 m)					*6,364 (2 887)	*6,364 (2 887)	4,690 (2 127)	*5,875 (2 665)				
Arm: 8' 3" (2.52 m)	10 ft (3.0 m)			*9,103 (4 129)	*9,103 (4 129)	7,441 (3 375)	*7,872 (3 571)	4,561 (2 069)	*6,819 (3 093)				
Shoes: 28" (700 mm)	5 ft (1.5 m)					6,871 (3 117)	*10,057 (4 562)	4,331 (1 965)	*7,675 (3 481)				
	0 ft (Ground)					6,420 (2 912)	*11,588 (5 256)	4,119 (1 868)	*8,356 (3 790)				
	-5 ft (-1.5 m)	*7,108 (3 224)	*7,108 (3 224)	11,901 (5 398)	*17,499 (7 938)	6,232 (2 827)	*11,696 (5 305)	4,011 (1 819)	*8,331 (3 779)				
	-10 ft (-3.0 m)	*13,933 (6 320)	*13,933 (6 320)	12,086 (5 482)	*14,588 (6 617)	6,269 (2 844)	*10,208 (4 630)	4,078 (1 850)	*6,701 (3 040)				
Without Blade	20 ft (6.1 m)					*6,293 (2 855)	*6,293 (2 855)						
Boom: 15' 1" (4.6 m)	15 ft (4.6 m)					*6,364 (2 887)	*6,364 (2 887)	4,303 (1 952)	*5,875 (2 665)				
Arm: 8' 3" (2.52 m)	10 ft (3.0 m)			*9,103 (4 129)	*9,103 (4 129)	6,885 (3 123)	*7,872 (3 571)	4,174 (1 893)	6,432 (2 918)	2,586 (1 173)	*3,608 (1 637)		
Shoes: 20" (500 mm)	5 ft (1.5 m)					6,315 (2 864)	9,924 (4 502)	3,943 (1 789)	6,184 (2 805)				
rubber crawler pad	0 ft (Ground)					5,864 (2 660)	9,420 (4 273)	3,732 (1 693)	6,966 (3 160)				
	-5 ft (-1.5 m)	*7,108 (3 224)	*7,108 (3 224)	10,917 (4 952)	*17,499 (7 938)	5,676 (2 575)	9,210 (4 178)	3,623 (1 643)	5,838 (2 648)				
	-10 ft (-3.0 m)	*13,933 (6 320)	*13,933 (6 320)	11,102 (5 036)	*14,588 (6 617)	6,713 (3 045)	9,251 (4 196)	3,690 (1 674)	5,911 (2 681)				

LIFTING CAPACITIES

- Notes: 1. Ratings are based on SAE J1097.
 2. Lifting capacity of the ZAXIS Series does not exceed 75% of tipping load with the machine on firm, level ground or 87% full hydraulic capacity.
 3. The load point is a hook (not standard equipment) located on the back of the bucket.
 4. *Indicates load limited by hydraulic capacity.



A: Load radius
B: Load point height
C: Lifting capacity

ZAXIS135US

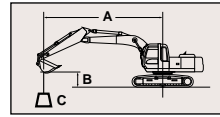
Rating over-side or 360 degrees Rating over-front

Unit: lb (kg)

Conditions	Load point height	Load radius											
		5 ft. (1.52 m)		10 ft. (3.05 m)		15 ft. (4.57 m)		20 ft. (6.10 m)		25 ft. (7.62 m)			
Blade on ground	20 ft (6.1 m)					*6,293 (2 855)	*6,293 (2 855)						
Boom: 15' 1" (4.6 m)	15 ft (4.6 m)					*6,364 (2 887)	*6,364 (2 887)	4,237 (1 922)	*5,875 (2 665)				
Arm: 8' 3" (2.52 m)	10 ft (3.0 m)			*9,103 (4 129)	*9,103 (4 129)	7,347 (3 333)	*7,872 (3 571)	4,496 (2 039)	*6,819 (3 093)				
Shoes: 24" (600 mm)	5 ft (1.5 m)					6,777 (3 074)	*10,057 (4 562)	4,266 (1 935)	*7,675 (3 481)				
	0 ft (Ground)					6,327 (2 870)	*11,588 (5 256)	4,054 (1 839)	*8,356 (3 790)				
	-5 ft (-1.5 m)	*7,108 (3 224)	*7,108 (3 224)	11,735 (5 323)	*17,499 (7 938)	6,138 (2 784)	*11,696 (5 305)	3,945 (1 789)	*8,331 (3 779)				
	-10 ft (-3.0 m)	*13,933 (6 320)	*13,933 (6 320)	11,920 (5 407)	*14,588 (6 617)	6,176 (2 801)	*10,208 (4 630)	4,013 (1 820)	*6,701 (3 040)				
Without Blade	20 ft (6.1 m)					*6,293 (2 855)	*6,293 (2 855)						
Boom: 15' 1" (4.6 m)	15 ft (4.6 m)					*6,364 (2 887)	*6,364 (2 887)	4,237 (1 922)	*5,875 (2 665)				
Arm: 8' 3" (2.52 m)	10 ft (3.0 m)			*9,103 (4 129)	*9,103 (4 129)	6,791 (3 080)	*7,872 (3 571)	4,108 (1 863)	6,338 (2 875)				
Shoes: 24" (600 mm)	5 ft (1.5 m)					6,221 (2 822)	9,783 (4 438)	3,878 (1 759)	6,089 (2 762)				
	0 ft (Ground)					5,771 (2 618)	9,279 (4 209)	3,666 (1 663)	5,861 (2 659)				
	-5 ft (-1.5 m)	*7,108 (3 224)	*7,108 (3 224)	10,751 (4 877)	*17,499 (7 938)	5,582 (2 532)	9,069 (4 114)	3,558 (1 614)	5,744 (2 605)				
	-10 ft (-3.0 m)	*13,933 (6 320)	*13,933 (6 320)	10,936 (4 961)	*14,588 (6 617)	5,620 (2 549)	9,110 (4 132)	3,625 (1 644)	5,816 (2 638)				
Blade on ground	20 ft (6.1 m)					*6,293 (2 855)	*6,293 (2 855)						
Boom: 15' 1" (4.6 m)	15 ft (4.6 m)					*6,364 (2 887)	*6,364 (2 887)	4,529 (2 054)	*5,875 (2 665)				
Arm: 8' 3" (2.52 m)	10 ft (3.0 m)			*9,103 (4 129)	*9,103 (4 129)	7,209 (3 270)	*7,872 (3 571)	4,400 (1 996)	*6,819 (3 093)				
Shoes: 20" (500 mm)	5 ft (1.5 m)					6,639 (3 011)	*10,057 (4 562)	4,170 (1 892)	*7,675 (3 481)				
rubber crawler pad	0 ft (Ground)					6,189 (2 807)	*11,588 (5 256)	3,958 (1 795)	*8,356 (3 790)				
	-5 ft (-1.5 m)	*7,108 (3 224)	*7,108 (3 224)	11,491 (5 212)	*17,499 (7 938)	6,001 (2 722)	*11,696 (5 305)	3,849 (1 746)	*8,331 (3 779)				
	-10 ft (-3.0 m)	*13,933 (6 320)	*13,933 (6 320)	11,676 (5 296)	*14,588 (6 617)	6,038 (2 739)	*10,208 (4 630)	3,917 (1 777)	*6,701 (3 040)				
Without Blade	20 ft (6.1 m)					*6,293 (2 855)	*6,293 (2 855)						
Boom: 15' 1" (4.6 m)	15 ft (4.6 m)					*6,364 (2 887)	*6,364 (2 887)	4,167 (1 890)	*5,875 (2 665)				
Arm: 8' 3" (2.52 m)	10 ft (3.0 m)			*9,103 (4 129)	*9,103 (4 129)	6,689 (3 034)	*7,872 (3 571)	4,037 (1 831)	6,235 (2 828)				
Shoes: 20" (500 mm)	5 ft (1.5 m)					6,119 (2 776)	9,630 (4 368)	3,807 (1 727)	5,986 (2 715)				
rubber													

LIFTING CAPACITIES

Notes: 1. All lifting capacities are with Power Boost and ratings are based on SAE J1097.
 2. Lifting capacity of the ZAXIS Series does not exceed 75% of tipping load with the machine on firm, level ground or 87% full hydraulic capacity.
 3. The load point is a hook (not standard equipment) located on the back of the bucket.
 4. *Indicates load limited by hydraulic capacity.



A: Load radius
B: Load point height
C: Lifting capacity

ZAXIS225US LC

Rating over-side or 360 degrees

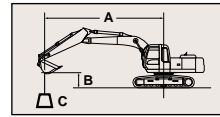
Rating over-front

Unit: lb (kg)

Conditions	Load point height	Load radius									
		5 ft. (1.52 m)		10 ft. (3.05 m)		15 ft. (4.57 m)		20 ft. (6.10 m)		25 ft. (7.62 m)	
Boom: 18' 8" (5.68 m) Arm: 9' 7" (2.91 m) Shoes: 28" (700 mm)	25 ft (7.6 m)							*6,465 (2 933)	*6,465 (2 933)		
	20 ft (6.1 m)					*8,358 (3 791)	*8,358 (3 791)	*8,675 (3 935)	*8,675 (3 935)	*6,873 (3 118)	*6,873 (3 118)
	15 ft (4.6 m)					*10,928 (4 957)	*10,928 (4 957)	*9,790 (4 441)	*9,790 (4 441)	7,067 (3 206)	*9,217 (4 181)
	10 ft (3.0 m)					*15,496 (7 029)	*15,496 (7 029)	9,895 (4 488)	*11,789 (5 347)	6,812 (3 090)	*10,083 (4 574)
	5 ft (1.5 m)					14,277 (6 476)	*20,025 (9 083)	9,291 (4 214)	*13,935 (6 321)	6,514 (2 955)	11,056 (5 015)
	0 ft (Ground)					13,616 (6 176)	*21,994 (9 976)	8,852 (4 015)	15,318 (6 948)	6,271 (2 845)	10,789 (4 894)
	-5 ft (-1.5 m)			*14,415 (6 539)	*14,415 (6 539)	13,460 (6 105)	*21,725 (9 854)	8,650 (3 924)	15,090 (6 845)	6,149 (2 789)	10,656 (4 834)
	-10 ft (-3.0 m)	*18,955 (8 598)	*18,955 (8 598)	*24,180 (10 968)	*24,180 (10 968)	13,578 (6 159)	*19,849 (9 004)	8,671 (3 933)	*14,718 (6 676)	6,214 (2 819)	10,727 (4 866)
-15 ft (-4.6 m)			*21,084 (9 564)	*21,084 (9 564)	13,952 (6 329)	*15,909 (7 216)	8,965 (4 067)	*11,426 (5 183)			
Boom: 18' 8" (5.68 m) Arm: 9' 7" (2.91 m) Shoes: 31" (800 mm)	25 ft (7.6 m)					*8,358 (3 791)	*8,358 (3 791)	*8,675 (3 935)	*8,675 (3 935)	*6,873 (3 118)	*6,873 (3 118)
	20 ft (6.1 m)					*10,928 (4 957)	*10,928 (4 957)	*9,790 (4 441)	*9,790 (4 441)	7,177 (3 255)	*9,217 (4 181)
	15 ft (4.6 m)					*15,496 (7 029)	*15,496 (7 029)	10,040 (4 554)	*11,789 (5 347)	6,923 (3 140)	*10,083 (4 574)
	10 ft (3.0 m)					14,489 (6 572)	*20,025 (9 083)	9,436 (4 280)	*13,935 (6 321)	6,624 (3 005)	*11,129 (5 048)
	5 ft (1.5 m)					13,828 (6 272)	*21,994 (9 976)	8,997 (4 081)	*15,397 (6 984)	6,381 (2 894)	10,957 (4 970)
	0 ft (Ground)					13,672 (6 202)	*21,725 (9 854)	8,795 (3 989)	15,317 (6 948)	6,259 (2 839)	10,824 (4 910)
	-5 ft (-1.5 m)			*14,415 (6 539)	*14,415 (6 539)	13,672 (6 202)	*21,725 (9 854)	8,795 (3 989)	15,317 (6 948)	6,259 (2 839)	10,824 (4 910)
	-10 ft (-3.0 m)	*18,955 (8 598)	*18,955 (8 598)	*24,180 (10 968)	*24,180 (10 968)	13,790 (6 255)	*19,849 (9 004)	8,816 (3 999)	*14,718 (6 676)	6,324 (2 869)	*10,768 (4 884)
-15 ft (-4.6 m)			*21,084 (9 564)	*21,084 (9 564)	14,164 (6 425)	*15,909 (7 216)	9,110 (4 132)	*11,426 (5 183)			
Boom: 18' 8" (5.68 m) Arm: 9' 7" (2.91 m) Shoes: 24" (600 mm) rubber crawler pad	25 ft (7.6 m)							*6,465 (2 933)	*6,465 (2 933)		
	20 ft (6.1 m)					*8,358 (3 791)	*8,358 (3 791)	*8,675 (3 935)	*8,675 (3 935)	*6,873 (3 118)	*6,873 (3 118)
	15 ft (4.6 m)					*10,928 (4 957)	*10,928 (4 957)	*9,790 (4 441)	*9,790 (4 441)	7,023 (3 186)	*9,217 (4 181)
	10 ft (3.0 m)					*15,496 (7 029)	*15,496 (7 029)	9,837 (4 462)	*11,789 (5 347)	6,768 (3 070)	10,083 (4 574)
	5 ft (1.5 m)					14,192 (6 437)	*20,025 (9 083)	9,233 (4 188)	*13,935 (6 321)	6,470 (2 935)	10,984 (4 982)
	0 ft (Ground)					13,530 (6 137)	*21,994 (9 976)	8,794 (3 989)	15,221 (6 904)	6,226 (2 824)	10,717 (4 861)
	-5 ft (-1.5 m)			*14,415 (6 539)	*14,415 (6 539)	13,375 (6 067)	*21,725 (9 854)	8,592 (3 897)	14,993 (6 801)	6,105 (2 769)	10,584 (4 801)
	-10 ft (-3.0 m)	*18,955 (8 598)	*18,955 (8 598)	*24,180 (10 969)	*24,180 (10 969)	13,492 (6 120)	*19,849 (9 004)	8,613 (3 907)	*14,718 (6 676)	6,170 (2 799)	10,655 (4 833)
-15 ft (-4.6 m)			*21,084 (9 564)	*21,084 (9 564)	13,867 (6 290)	*15,909 (7 216)	8,906 (4 040)	*11,426 (5 183)			

LIFTING CAPACITIES

Notes: 1. All lifting capacities are with Power Boost and ratings are based on SAE J1097.
 2. Lifting capacity of the ZAXIS Series does not exceed 75% of tipping load with the machine on firm, level ground or 87% full hydraulic capacity.
 3. The load point is a hook (not standard equipment) located on the back of the bucket.
 4. *Indicates load limited by hydraulic capacity.



A: Load radius
B: Load point height
C: Lifting capacity

ZAXIS225US LC

Rating over-side or 360 degrees

Rating over-front

Unit: lb (kg)

Conditions	Load point height	Load radius											
		5 ft. (1.52 m)		10 ft. (3.05 m)		15 ft. (4.57 m)		20 ft. (6.10 m)		25 ft. (7.62 m)			
Boom: 18' 8" (5.68 m) Arm: 7' 3" (2.22 m) Shoes: 31" (800 mm)	25 ft (7.6 m)							*6,895 (3 128)	*6,895 (3 128)				
	20 ft (6.1 m)					*10,496 (4 761)	*10,496 (4 761)	*10,248 (4 648)	*10,248 (4 648)				
	15 ft (4.6 m)					*13,218 (5 996)	*13,218 (5 996)	10,415 (4 724)	*11,176 (5 069)	7,067 (3 206)	*10,393 (4 714)		
	10 ft (3.0 m)							9,870 (4 477)	*13,030 (5 910)	6,871 (3 117)	*10,979 (4 980)		
	5 ft (1.5 m)							9,334 (4 234)	*14,874 (6 747)	6,621 (3 003)	11,209 (5 084)		
	0 ft (Ground)							9,000 (4 082)	15,533 (7 046)	6,439 (2 921)	11,010 (4 994)		
	-5 ft (-1.5 m)							13,840 (6 278)	*20,922 (9 490)	8,902 (4 038)	15,423 (6 996)	6,403 (2 904)	10,970 (4 976)
	-10 ft (-3.0 m)							*19,331 (8 769)	*19,331 (8 769)	14,062 (6 379)	*18,281 (8 292)	9,031 (4 096)	*13,790 (6 255)
-15 ft (-4.6 m)							*15,996 (7 256)	*15,996 (7 256)	*12,958 (5 878)	*12,958 (5 878)			
Boom: 18' 8" (5.68 m) Arm: 7' 3" (2.22 m) Shoes: 24" (600 mm) rubber crawler pad	25 ft (7.6 m)							*6,895 (3 128)	*6,895 (3 128)				
	20 ft (6.1 m)					*10,496 (4 761)	*10,496 (4 761)	*10,248 (4 648)	*10,248 (4 648)				
	15 ft (4.6 m)					*13,218 (5 996)	*13,218 (5 996)	10,212 (4 632)	*11,176 (5 069)	6,913 (3 136)	*10,393 (4 714)		
	10 ft (3.0 m)							9,668 (4 385)	*13,030 (5 910)	6,717 (3 047)	*10,979 (4 980)		
	5 ft (1.5 m)							9,132 (4 142)	*14,874 (6 747)	6,467 (2 933)	10,968 (4 975)		
	0 ft (Ground)							8,797 (3 990)	15,206 (6 897)	6,285 (2 851)	10,768 (4 884)		
	-5 ft (-1.5 m)							13,544 (6 144)	*20,922 (9 490)	8,699 (3 946)	15,095 (6 847)	6,249 (2 835)	10,728 (4 866)
	-10 ft (-3.0 m)							*19,331 (8 769)	*19,331 (8 769)	13,766 (6 244)	*18,281 (8 292)	8,828 (4 004)	*13,790 (6 255)
-15 ft (-4.6 m)							*15,996 (7 256)	*15,996 (7 256)	*12,958 (5 878)	*12,958 (5 878)			
Boom: 18' 8" (5.68 m) Arm: 7' 3" (2.22 m) Shoes: 28" (700 mm)	25 ft (7.6 m)							*6,895 (3 128)	*6,895 (3 128)				
	20 ft (6.1 m)					*10,496 (4 761)	*10,496 (4 761)	*10,248 (4 648)	*10,248 (4 648)				
	15 ft (4.6 m)					*13,218 (5 996)	*13,218 (5 996)	10,295 (4 670)	*11,176 (5 069)	6,976 (3 164)	*10,393 (4 714)		
	10 ft (3.0 m)							9,750 (4 423)	*13,030 (5 910)	6,779 (3 075)	*10,979 (4 980)		
	5 ft (1.5 m)							9,214 (4 179)	*14,874 (6 747)	6,530 (2 962)	11,065 (5 019)		
	0 ft (Ground)							8,880 (4 028)	15,339 (6 958)	6,348 (2 879)	10,866 (4 929)		
	-5 ft (-1.5 m)							13,664 (6 198)	*20,922 (9 490)	8,782 (3 984)	15,228 (6 907)	6,312 (2 863)	10,826 (4 911)
	-10 ft (-3.0 m)							*19,331 (8 769)	*19,331 (8 769)	13,887 (6 299)	*18,281 (8 292)	8,911 (4 042)	*13,790 (6 255)
-15 ft (-4.6 m)							*15,996 (7 256)	*15,996 (7 256)	*12,958 (5 878)	*12,958 (5 878)			